

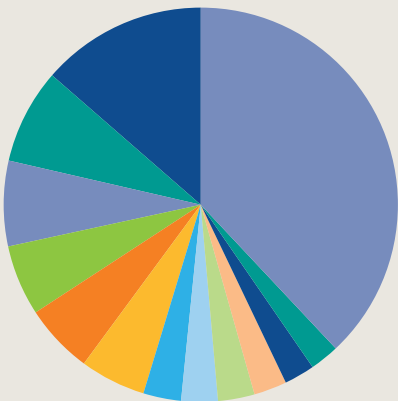



Investing with Values
IMANX
March 31, 2017

Fund Facts as of 03/31/17

Fund Manager	Bassam Osman
Total Net Assets	\$77.8 million
Date of Inception	6/30/2000
Ticker Symbol	IMANX
CUSIP	018866103
Gross Expense Ratio	1.39%
Minimum Purchase	\$250
Minimum IRA Purchase	\$100

Portfolio Sectors (%)



- Pharmaceutical & Medicine Manufacturing, 13.6%
- Software Publishers, 7.8%
- Semiconductor & Other Electronic Component Manuf., 7.0%
- Computer Systems Design & Related Services, 5.8%
- Other Information Services, 5.7%
- Medical Equipment & Supplies Manufacturing, 5.4%
- Electronic Shopping & Mail-Order Houses, 3.1%
- Computer & Peripheral Equipment Manufacturing, 3.0%
- Petroleum & Coal Products Manufacturing, 3.0%
- Wired Telecommunications Carriers, 2.7%
- Communications Equipment Manufacturing, 2.5%
- Cut & Sew Apparel Manufacturing, 2.4%
- Other, 38.0%

Fund Composition

The Iman Fund, offered by Allied Asset Advisors, is a registered mutual fund that seeks growth of capital while adhering to Islamic principles. Our Sharia conscious investment advisor implements a screening methodology in precluding companies whose primary business involves alcohol, tobacco, pork related products, financial services, defense, and entertainment. The growing world of Islamic finance provides opportunities for investors to advance their objectives such as retirement, children's college tuition, and the obligation of Hajj. The Iman Fund invests in domestic and foreign securities that are traded on the U.S. stock exchange. The Iman Fund is facilitating the transition of Muslim investors from being spectators to becoming players in the modern financial world.

Performance

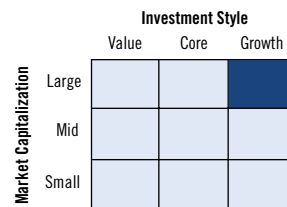
Annual Returns as of 03/31/17

	3 Month	YTD	1 Year	3 Year	5 Year	10 Year
The Iman Fund	8.27%	8.27%	19.81%	9.91%	11.45%	7.12%
Wilshire 5000 - Total Return	5.72%	5.72%	18.52%	9.43%	13.01%	7.61%
Dow Jones Islamic Market US Index/Dow Jones Islamic World Index Blended Rate	7.71%	7.71%	13.90%	7.69%	9.87%	6.70%
Dow Jones Islamic Market US Index	7.36%	7.36%	14.57%	9.17%	11.03%	7.36%
Dow Jones Islamic Market World Index	8.06%	8.06%	13.23%	6.20%	8.71%	6.04%

The Iman Fund inception date is 6/30/2000. The Performance data quoted represents past performance and does not guarantee future results. Investment return and principal value will vary, and shares may be worth more or less at redemption than at original purchase. Call 877-417-6161 or visit us at www.imanfund.com for the most recent month-end performance data. Current performance may be lower or higher than the performance data quoted.

Portfolio Management

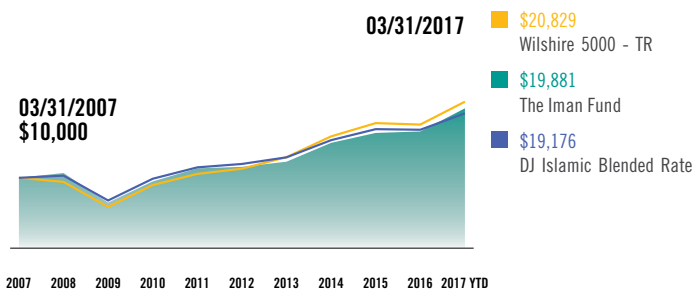
Dr. Bassam Osman
Dr. Bassam Osman's investment experience has spanned more than thirty years both as a portfolio manager of a Mutual Fund and other equity investments.



The Style Box reveals a fund's investment strategy by showing its investment style and market capitalization based on the fund's portfolio holdings. For equity funds the vertical axis shows the market capitalization of the stocks owned and the horizontal axis shows investment style (value, core, or growth).

Growth Chart

Growth of \$10,000 and Annual Returns



The Growth of \$10,000 chart illustrates the performance of a hypothetical \$10,000 investment made in the past 10 years. It assumes reinvestment of capital gains and dividends. This chart is not intended to imply any future performance.



Investing with Values

IMANX
March 31, 2017

Islamic Investing

Islamic Investing is to enable socially responsible and spiritually fulfilling wealth cultivation. In Islam, wealth is a trust that is meant to be earned, invested, and spent in a way that is spiritually rewarding. The Iman Fund will seek to accentuate service excellence, and positively impact our society and culture. The Iman Fund offers an opportunity for investors because it integrates the ethical principles of Islam with equity investing.

Top 10 Holdings (%)

Novartis AG	3.32%
Amazon.com, Inc.	3.11%
Telefonica Brasil S.A.	2.67%
Apple, Inc.	2.57%
Alphabet Inc.	2.55%
Exxon Mobil Corp.	2.16%
RELX PLC	2.15%
Johnson & Johnson	2.15%
ABB Ltd.	1.78%
Nektar Therapeutics	1.77%

How to Invest

To open an account, complete an account application found on our website www.imanfund.com and send it with your check to the address below.

Iman Fund
U.S. Bancorp Fund Services, LLC
P.O. Box 701
Milwaukee, WI 53201-0701

Key Attributes

- ☉ **Shariah Compliance** - The Iman Fund adheres to credible Islamic principles. Islamic investing principles generally preclude investments in certain industries (e.g., alcohol, pornography and casinos) and investments in interest bearing debt obligations or businesses that derive a substantial amount of interest income. Choosing stocks that fit Islamic investing (Shariah Compliant) criteria is a thoughtful, analytical, and continuous process. For example, companies generally have a percentage of income that accrues due to interest and other “impure” income from business activities contrary to the core values of Islam. Insufficiently informed Brokers who may attempt to make these Shariah decisions alone put themselves at risk for not applying these principles properly.
- ☉ **Actively Managed Portfolio** - The Iman Fund's actively managed portfolio should enable the Fund to take advantage of future opportunities in the market while staying true to Islamic principles. Among the securities that meet Islamic principles, the investment advisor will determine a security's attractiveness for purchase based on a number of factors, including its anticipated value and record of earnings growth, among other things.
- ☉ **Accessibility and Flexibility** - The Iman Fund is available through most financial advisors and brokers, including the following:

 - Charles Schwab One Source, the largest mutual fund marketplace
 - Fidelity Investments
 - Ameritrade
 - Scottrade
 - Vanguard 401K Plans
 - TD Waterhouse

Contact us or visit our website to check on a broker not listed.
- ☉ **Multiple Accounts** - We offer flexible investment accounts and services that meet your financial needs. You are able to invest utilizing Automatic Investment Plan or Payroll Deposit. The following is a listing of available types of accounts:

 - Traditional IRA
 - Roth IRA
 - Simple IRA
 - SEP IRA
 - Coverdell Education Savings Account
 - Regular Account

Important Disclosures

Fund holdings and/or sector allocations are subject to change at any time and are not recommendations to buy or sell any security.

The Top 10 Holdings displayed represent a percentage of the net assets and excludes cash equivalents and other assets in excess of liabilities.

You should consider the investment objectives, risks, charges and expenses of the fund carefully before investing. For a free copy of the fund's statutory or summary prospectus, which contains this and other information, visit our website at www.imanfund.com or call 877-417-6161. You should read the prospectus carefully before you invest.

Mutual Fund investing involves risk; principal loss is possible. The Fund invests in foreign securities which involve greater volatility and political, economic, and currency risks and differences in accounting methods. It is possible that the Islamic Shari'ah restrictions placed on investments and reflected in the main investment strategies may result in the Fund not performing as well as mutual funds not subject to such restrictions.

The Wilshire 5000 Total Market Index (Wilshire 5000) measures the performance of all U.S. equity securities with readily available price data. Approximately 5,000 capitalization-weighted security returns are used to adjust the index. The Dow Jones Islamic Market US Index is a diversified compilation of U.S. equity securities considered by Dow Jones to be in compliance with Islamic principles. The index is constructed from stocks in the Dow Jones Indexes (DJGI) family. Dow Jones believes that these stocks are accessible to investors and are well traded. The DJGI methodology removes issues that are not suitable for global investing. Prior to July 31, 2013, the performance of the Dow Jones Islamic Market US Index does not include the reinvestment of dividends. The Dow Jones Islamic Market World Index is a compilation of 56 country-level benchmark indexes considered by Dow Jones to be in compliance with Islamic principles. The index provides a definitive standard for measuring stock market performance for Islamic investors on a global basis, in accordance with Dow Jones Indexes' established index methodology. Prior to April 30, 2008, the performance of the Dow Jones Islamic Market World Index does not include the reinvestment of dividends. The Dow Jones Islamic Market US Index/Dow Jones Islamic Market World Index Blended Rate represents a 50 / 50% weighting between the Dow Jones Islamic Market US Index and the Dow Jones Islamic Market World Index, respectively. You cannot invest directly in an index.

Distributor: Quasar Distributors, LLC.